

Car Accident Toolkit



Driving safely reduces your risk of an accident. Yet, there are always factors outside your control, including road conditions, weather and other motorists. Print and keep this toolkit in your vehicle. If you're in a car accident, use it to gather information to report a claim and help manage the situation.

Accident details

Date: _____ Time: _____

Accident location: _____

Description of injuries: _____

Description of vehicle damage: _____

Current vehicle location: _____

Investigating officer's name: _____

Badge number: _____

Occurrence number: _____

Details of charges (if any): _____

Your information

Keep copies of this in your car to give to the other driver.

Your name: _____

Driver's licence number: _____

Insurance company: _____

Policy number: _____

Vehicle make and model: _____

Plate number: _____

Scene map

Draw a rough sketch of the accident scene and how it happened. Identify your vehicle and all others involved.

Other driver's information

Name: _____

Driver's licence number: _____

Insurance company: _____

Policy number: _____

Vehicle make and model: _____

Plate number: _____

Passenger name(s): _____

Witness information

Witness name(s): _____

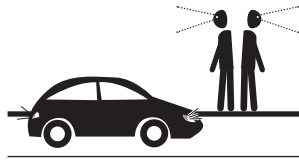
Phone number: () _____ Email address: _____

10 steps to managing a car accident



1 Stop.
Never leave the scene.

2 Stay calm.
Confirm no one is hurt, then check for damage.




3 Check surroundings.
Watch for oncoming traffic and turn on your hazard lights to warn them.




4 Call for help.
If the accident is serious, call 911.

5 Address injuries.
Keep injured people warm and don't move them unless they're in immediate danger.



6 Gather info.
Once you know everyone is okay, or emergency help is on the way, gather information to file an accident report using the car accident checklist.

7 File a report.
Call the police to file an accident report even for a minor incident. Rules on how and when to report can vary; check with your municipality.*



8 Take pictures.
Include photos of:

- > damage to vehicles
- > all vehicles in the accident
- > the scene of the accident
- > the other driver(s) and passengers

9 Move your vehicle.
Get it out of the flow of traffic, if you can do so safely. If it's too damaged to drive, have it towed.



10 Limit discussion.
Try not to talk about the accident with the other driver, including apologizing to them. Only discuss the accident with the police and your insurance company.

Need to make a claim? To make a claim or get a quote today, call **1-800-387-1963**.